

# DURA-BLUE®

## PVC MUNICIPAL WATER DISTRIBUTION PIPE (4" - 12")

## NATIONAL PIPE & PLASTICS

A CRH COMPANY

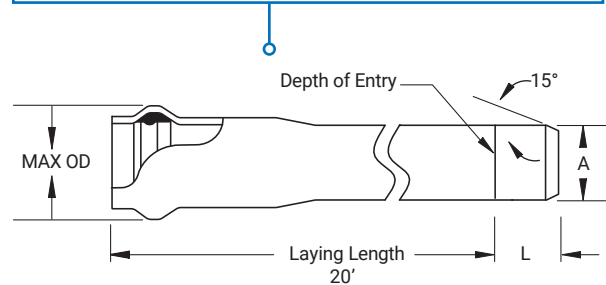
### SCOPE

This submittal designates the general requirements for Unplasticized Polyvinyl Chloride Municipal Water Pipe from compound with a cell classification 12454 as defined in ASTM Standard D-1784.

### PIPE

All pipe shall meet the requirements of AWWA C900, UL 1285, FM 1612, CSA B137.3 and BNQ NQ3624-250 Standards, as indicated in the table below, for potable water transmission mains, fire protection systems and nonpotable water applications. Our pipe meets National Sanitation Foundation Standards NSF® 61-G, NSF® 14, NSF® pw-G (Potable Water), and NSF®fs (Underground Fire Service per UL1285 Standard). The gasketed joint shall meet the requirements of ASTM D-3139, and the joint gasket shall conform to ASTM F-477. Pipe shall be furnished in laying lengths of 20' (+/- 1"). Other lengths may be available upon request.

This product is manufactured in alternative colors for specific applications. **Purple** for Reclaimed Water application. Print legend will include the marking "Reclaimed Water". **Green** for Sanitary Sewer Force Main applications. Print legend will include "Force Main". Although manufactured in accordance with the same industrial standards and testing requirements, these products do not bear the NSF, CSA & BNQ Listing Mark, as they are used for different applications.



### C-900 Water Pipe Size and Dimensions

Nominal Size (in)	Metric (mm)	Dimension Ratio (DR)	Approvals	Pressure Class (psi)	"A" Average (OD) Outside Diameter	Min. Wall	Max OD Reference	"L" Dimension (Min/Max)
4	100	25	NSF, CSA	165	4.800	0.192	5.920	4.375 - 4.625
		18	NSF, CSA, BNQ, *FM	235		0.267	6.055	
		14	NSF, CSA, BNQ, *FM	305		0.343	6.220	
6	150	25	NSF, CSA	165	6.900	0.276	8.300	5.375 - 5.875
		18	NSF, CSA, BNQ, *FM	235		0.383	8.450	
		14	NSF, CSA, BNQ, *FM	305		0.493	8.560	
8	200	25	NSF, CSA	165	9.050	0.362	10.730	6.375 - 6.875
		18	NSF, CSA, BNQ, *FM	235		0.503	10.920	
		14	NSF, CSA, BNQ, *FM	305		0.646	11.110	
10	250	25	NSF, CSA	165	11.100	0.444	13.105	7.375 - 7.875
		18	NSF, CSA, BNQ, *FM	235		0.617	13.360	
		14	NSF, CSA, BNQ, *FM	305		0.793	13.510	
12	300	25	NSF, CSA	165	13.200	0.528	15.465	7.375 - 7.875
		18	NSF, CSA, BNQ, *FM	235		0.733	15.790	
		14	NSF, CSA, BNQ, *FM	305		0.943	16.010	

\* Per FM 1612 (November 2016) DR-18 is PC-185 and DR-14 is PC-250.



# DURA-BLUE®

## PVC MUNICIPAL WATER DISTRIBUTION PIPE (14" - 24")

# NATIONAL PIPE & PLASTICS

A CRH COMPANY

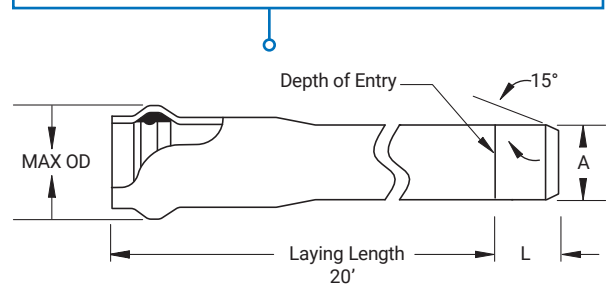
### SCOPE

This submittal designates the general requirements for Unplasticized Polyvinyl Chloride Municipal Water Pipe from compound with a cell classification 12454 as defined in ASTM Standard D-1784.

### PIPE

All pipe shall meet the requirements of AWWA C900, UL 1285, CSA B137.3 and BNQ NQ3624-250 Standards, as indicated in the table below, for potable water transmission mains, fire protection systems and nonpotable water applications. Our pipe meets National Sanitation Foundation Standards NSF® 61-G, NSF® 14, NSF® pw-G (Potable Water), and NSF®fs (Underground Fire Service per UL1285 Standard). The gasketed joint shall meet the requirements of ASTM D-3139, and the joint gasket shall conform to ASTM F-477. Pipe shall be furnished in laying lengths of 20' (+/- 1"). Other lengths may be available upon request.

This product is manufactured in alternative colors for specific applications. **Purple** for Reclaimed Water application. Print legend will include the marking "Reclaimed Water". **Green** for Sanitary Sewer Force Main applications. Print legend will include "Force Main". Although manufactured in accordance with the same industrial standards and testing requirements, these products do not bear the NSF, CSA & BNQ Listing Mark, as they are used for different applications



### C-900 Water Pipe Size and Dimensions

Nominal Size (in)	Metric (mm)	Dimension Ratio (DR)	Approvals	Pressure Class (psi)	"A" Average (OD) Outside Diameter	Min. Wall	Max OD Reference	"L" Dimension (Min/Max)
14	350	25	NSF, CSA	165	15.300	.612	18.750	8.000 - 8.500
		21	NSF	200		.729	18.750	
		18	NSF, CSA, BNQ	235		.850	18.750	
16	400	25	NSF, CSA	165	17.400	.696	21.000	9.750 - 10.250
		21	NSF	200		.829	21.000	
		18	NSF, CSA, BNQ	235		.967	21.000	
		14	NSF	305		1.243	21.000	
18	450	25	NSF	165	19.500	.780	24.000	10.500 - 11.000
		21	NSF	200		.929	24.000	
		18	NSF	235		1.083	24.000	
20	500	25	NSF, CSA	165	21.600	.864	26.000	10.500 - 11.000
		21	NSF	200		1.029	26.000	
		18	NSF	235		1.200	26.000	
24	600	41		100	25.800	.629	31.000	11.000 - 12.000
		32.5	NSF	125		.794	31.000	
		25	NSF	165		1.032	31.000	
		21	NSF	200		1.229	31.000	
		18	NSF	235		1.433	31.000	



# DURA-BLUE®

## PVC MUNICIPAL WATER TRANSMISSION PIPE (30" - 48")

## NATIONAL PIPE & PLASTICS

A CRH COMPANY

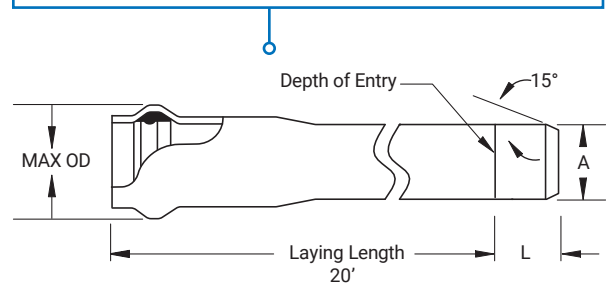
### SCOPE

This submittal designates the general requirements for Unplasticized Polyvinyl Chloride Municipal Water Pipe from compound with a cell classification 12454, as defined in ASTM Standard D-1784.

### PIPE

All pipe shall meet the requirements of AWWA C-900, for potable water transmission mains, fire protection systems and nonpotable water applications. Our pipe meets National Sanitation Foundation Standard #61 for plastic piping system components and related materials. The gasketed joint shall meet the requirements of ASTM D-3139, and the joint gasket shall conform to ASTM F-477. Pipe shall be furnished in laying lengths of 20' (+/- 1"). Other lengths may be available upon request.

This product is manufactured in alternative colors for specific applications. **Purple** for Reclaimed Water application. Print legend will include the marking "Reclaimed Water". **Green** for Sanitary Sewer Force Main applications. Print legend will include "Force Main". Although manufactured in accordance with the same industrial standards and testing requirements, these products do not bear the NSF Listing Mark, as they are used for different applications.



### C-900 Water Pipe Size and Dimensions

Nominal Size (in)	Metric (mm)	Dimension Ratio (DR)	Pressure Class (psi)	"A" Average (OD) Outside Diameter	Min. Wall	Max OD Reference	"L" Dimension (Min/Max)
30	750	41	100	32.000	.780	38.500	12.625 - 13.625
		32.5	125		.985	38.500	
		25	165		1.280	38.500	
		21	200		1.524	38.500	
		18	235		1.778	38.500	
36	900	41	100	38.300	.934	45.000	12.875 - 13.875
		32.5	125		1.178	45.000	
		25	165		1.532	45.000	
		21	200		1.824	45.000	
42	1050	51	80	44.500	.872	52.000	15.750 - 16.750
		41	100		1.085	52.000	
		32.5	125		1.369	52.000	
		25	165		1.780	52.000	
		21	200		2.119	52.000	
48	1200	51	80	50.800	.996	58.500	15.875 - 16.875
		41	100		1.239	58.500	
		32.5	125		1.563	58.500	
		25	165		2.032	58.500	

